

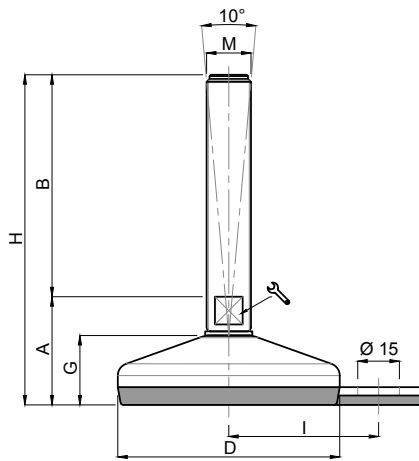
Embases hygiéniques






























Ø 60

Embase inox
Tige inox

Pied articulé oscillant fixe - Semelle EPDM bleu

Version semelle NBR noir p. 109



CODE	DÉSIGNATION	DIMENSIONS									CHARGE MAXI
		A	B	D		M	G	H	I	Newton	
Standard											
MA-24510/F/EB	M10x50	32	50	60	14 	M10	22	82	45	7 000	
MA-24512/F/EB	M10x75	32	75	60	14 	M10	22	107	45	7 000	
MA-24514/F/EB	M10x100	32	100	60	14 	M10	22	132	45	7 000	
MA-24516/F/EB	M10x125	32	125	60	14 	M10	22	157	45	7 000	
MA-24610/F/EB	M12x50	32	50	60	14 	M12	22	82	45	7 000	
MA-24612/F/EB	M12x75	32	75	60	14 	M12	22	107	45	7 000	
MA-24614/F/EB	M12x100	32	100	60	14 	M12	22	132	45	7 000	
MA-24616/F/EB	M12x125	32	125	60	14 	M12	22	157	45	7 000	
MA-24618/F/EB	M12x150	32	150	60	14 	M12	22	182	45	7 000	
MA-24710/F/EB	M14x75	32	75	60	14 	M14	22	107	45	7 000	
MA-24712/F/EB	M14x100	32	100	60	14 	M14	22	132	45	7 000	
MA-24714/F/EB	M14x125	32	125	60	14 	M14	22	157	45	7 000	
MA-24716/F/EB	M14x150	32	150	60	14 	M14	22	182	45	7 000	
MA-24718/F/EB	M14x175	32	175	60	14 	M14	22	207	45	7 000	
MA-24814/F/EB	M16x75	35	75	60	13 	M16	22	110	45	7 000	
MA-24816/F/EB	M16x100	35	100	60	13 	M16	22	135	45	7 000	
MA-24818/F/EB	M16x125	35	125	60	13 	M16	22	160	45	7 000	
MA-24820/F/EB	M16x150	35	150	60	13 	M16	22	185	45	7 000	
MA-24822/F/EB	M16x175	35	175	60	13 	M16	22	210	45	7 000	
MA-24824/F/EB	M16x200	35	200	60	13 	M16	22	235	45	7 000	
MA-24910/F/EB	M20x75	35	75	60	17 	M20	22	110	45	7 000	
MA-24912/F/EB	M20x100	35	100	60	17 	M20	22	135	45	7 000	
MA-24914/F/EB	M20x125	35	125	60	17 	M20	22	160	45	7 000	
MA-24916/F/EB	M20x150	35	150	60	17 	M20	22	185	45	7 000	
MA-24918/F/EB	M20x175	35	175	60	17 	M20	22	210	45	7 000	
MA-24920/F/EB	M20x200	35	200	60	17 	M20	22	235	45	7 000	
MA-24922/F/EB	M20x225	35	225	60	17 	M20	22	260	45	7 000	
MA-24924/F/EB	M20x250	35	250	60	17 	M20	22	285	45	7 000	

matière

Embase en inox AISI 304 (316 sur demande).
Tige en inox AISI 304 (316 sur demande) livrée sans écrou. Semelle en EPDM bleu.
Egalement disponible en versions : semelle caoutchouc vulcanisé ou EPDM gris.

note

Facilité de fixation due au grand entraxe tige-oreille. Excellent rapport performance/coût.
Réalisation de dimensions et finitions spéciales de tiges filetées dès 200 pièces.
Semelle extrêmement résistante aux ripages ou déplacements de machines.
Excellente résistance aux produits alcalins. Particulièrement adapté aux contraintes de nettoyage des environnements agro-alimentaire, pharmaceutique et chimique.

